

# Microsoft® Virtual Labs

Creating Accelerators: What Developers Need to Know

# Table of Contents

---

|   |          |
|---|----------|
| <b>Creating Accelerators - What Developers Need to Know .....</b>   | <b>1</b> |
| Exercise 1: Develop an Accelerator for an Existing Web Service..... | 2        |

# Creating Accelerators - What Developers Need to Know

---

## Objectives

In this Hands-On Lab, you will learn how to:

- Create and deploy an Accelerator for an existing web service

## Scenario

As a developer for Northwind Traders, you've been assigned the task of creating an Accelerator to assist the sales staff in finding the lowest prices on products for resell to customers. Northwind Traders is a company that imports and exports specialty foods from around the world. Oftentimes, the sales staff will seek out the lowest prices for products from wholesalers. The products are then drop shipped to customers, allowing the company to sell a larger variety of products without incurring additional cost for storage and shipping of the products.

Northwind Traders has deployed Windows® Internet Explorer® 8 to all of their corporate computers; most of their research takes place using various web sites, including Mock Shopping. Each member of the sales staff is assigned a number of products each quarter. They are responsible for searching MSN Shopping to find resellers offering the products at the lowest cost. This is a time consuming task, as the sales person has to manually copy and paste each item they are searching for into the search box on MSN Shopping. You will develop an Accelerator for Internet Explorer 8 to allow the sales staff to rapidly search for the lowest prices on products Northwind Traders currently sells.

To save time, certain components have been pre-installed and pre-configured. These components include Internet Information Services 7 (IIS7) and Internet Explorer 8. You will be using Notepad for HTML editing.

For the purposes of this lab, you will be developing locally and using the local copy of IIS for testing. Because internet access is unavailable, we will use a local mock search page (Mock Shopping) in place of MSN Shopping.

## Estimated Time to Complete This Lab

30 minutes

## Computers used in this Lab



Win7DSK


The password for the Administrator account on all computers in this lab is:  
**P@assword**


# Exercise 1

## Develop an Accelerator for an Existing Web Service

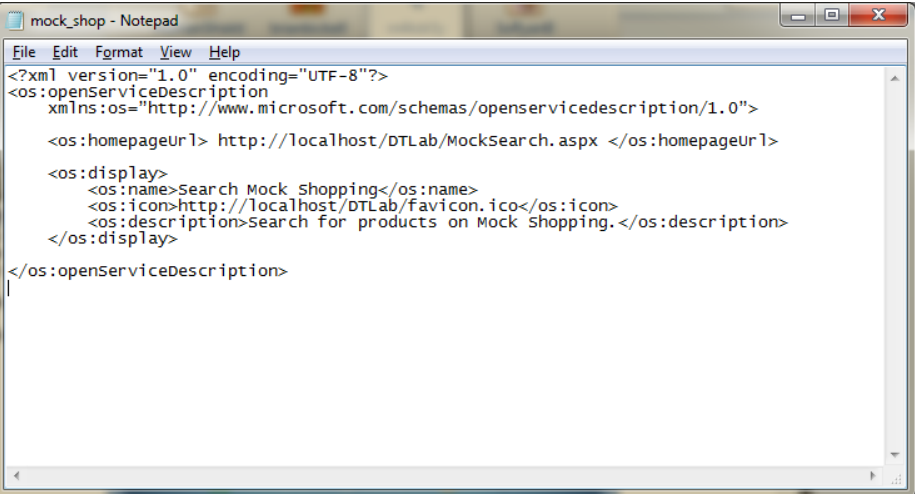
### Scenario

In this exercise, you will use the Notepad application to develop an Accelerator for use with an existing web service.

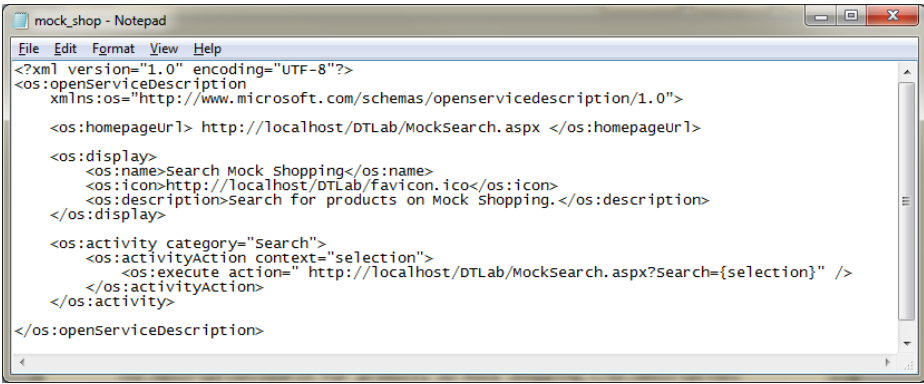
| Tasks   | Detailed Steps  |                   |   |                |             |                |             |                  |               |                  |                             |
|---|---|-------------------|---|----------------|-------------|----------------|-------------|------------------|---------------|------------------|-----------------------------|
| <p><b>Complete the following tasks on:</b></p>  <b>Win7DSK</b> | <p><b>Note:</b> The sales staff uses Mock Shopping to search for the lowest prices on goods that they can then sell and drop ship to customers. Staff members must manually run these searches by copying and pasting in the name of each item and performing the search. You will create a “Search Mock Shopping” Accelerator to allow the sales staff to search for products with greater ease. This Accelerator will send the highlighted text to the Mock Shopping search service and take the user to a page containing the search results.</p> <p>The information you need to create the Accelerator is in the table below.</p> <table border="1" data-bbox="509 898 1422 1178"> <tr> <td>Mock Shopping URL</td> <td><a href="http://localhost/MockSearch.aspx?Search=">http://localhost/MockSearch.aspx?Search=</a></td> </tr> <tr> <td>Parameter Type</td> <td><b>Text</b></td> </tr> <tr> <td>Parameter Name</td> <td><b>Text</b></td> </tr> <tr> <td>Accelerator Type</td> <td><b>Search</b></td> </tr> <tr> <td>Accelerator Name</td> <td><b>Search Mock Shopping</b></td> </tr> </table> <p><b>Table 1</b></p> <p>Accelerators are created in XML using the OpenService Accelerator Format. The XML namespace for Accelerators is:</p> <p><a href="http://www.microsoft.com/schemas/openservicedescription/1.0">http://www.microsoft.com/schemas/openservicedescription/1.0</a></p> <p>The Accelerator format specification requires three elements:</p> <ul style="list-style-type: none"> <li>▪ <b>homepageUrl</b></li> <li>▪ <b>display</b></li> <li>▪ <b>activity</b></li> </ul> <p>Each of these elements will be broken down and explained later in this lab.</p> | Mock Shopping URL | <a href="http://localhost/MockSearch.aspx?Search=">http://localhost/MockSearch.aspx?Search=</a> | Parameter Type | <b>Text</b> | Parameter Name | <b>Text</b> | Accelerator Type | <b>Search</b> | Accelerator Name | <b>Search Mock Shopping</b> |
| Mock Shopping URL   | <a href="http://localhost/MockSearch.aspx?Search=">http://localhost/MockSearch.aspx?Search=</a>   |                   |   |                |             |                |             |                  |               |                  |                             |
| Parameter Type  | <b>Text</b>   |                   |   |                |             |                |             |                  |               |                  |                             |
| Parameter Name  | <b>Text</b>   |                   |   |                |             |                |             |                  |               |                  |                             |
| Accelerator Type  | <b>Search</b>   |                   |   |                |             |                |             |                  |               |                  |                             |
| Accelerator Name  | <b>Search Mock Shopping</b>   |                   |   |                |             |                |             |                  |               |                  |                             |

| Tasks | Detailed Steps   |   |                                  |             |          |          |     |  |  |                                  |           |     |                  |   |        |           |     |                                  |   |                     |         |     |  |  |         |             |
|-------|--|---|----------------------------------|-------------|----------|----------|-----|--|--|----------------------------------|-----------|-----|------------------|---|--------|-----------|-----|----------------------------------|---|---------------------|---------|-----|--|--|---------|-------------|
|       | <div data-bbox="500 197 1409 842">  <p><b>NORTHWIND TRADERS</b><br/>PRODUCT LOOKUP</p> <ul style="list-style-type: none"> <li>EMPLOYEES                     <ul style="list-style-type: none"> <li>Forms</li> <li>Product Lookup</li> <li>Payroll</li> <li>Clock In/Out</li> <li>Directory</li> </ul> </li> <li>CUSTOMERS                     <ul style="list-style-type: none"> <li>List</li> <li>Orders</li> <li>Directory</li> <li>Sales</li> </ul> </li> <li>EMAIL</li> <li>TASKS</li> </ul> <table border="1"> <thead> <tr> <th>ID</th> <th>Name</th> <th>Description</th> <th>Quantity</th> <th>Category</th> </tr> </thead> <tbody> <tr> <td>001</td> <td>Highlander Grogg Mountain Water Decaffeinated Coffee</td> <td>Highlander Grogg Coffee is Kosher certified.</td> <td>Case of four 12 ounce valve bags</td> <td>Beverages</td> </tr> <tr> <td>002</td> <td>Chang Thai Lager</td> <td>Attractive taste and a price that appeals to consumers at all levels.</td> <td>6 Pack</td> <td>Beverages</td> </tr> <tr> <td>003</td> <td>Escargots Helix in Garlic Butter</td> <td>18 Very Large Escargots Helix(Helix Lucorum) with garlic butter from France</td> <td>18 Escargots, 6 oz.</td> <td>Seafood</td> </tr> <tr> <td>004</td> <td>Tiptree Orange Marmalade Minis, 1-Ounce Jars</td> <td>Made only from oranges and sugar; individual-serving size.</td> <td>72 Pack</td> <td>Confections</td> </tr> </tbody> </table> </div> <p><b>Note:</b> Using the information in <b>Table 1</b> we will start creating our Accelerator. An Accelerator is a simple XML file that acts as a set of instructions for Internet Explorer 8 to interpret.</p> <p>Log on as Administrator with a password of P@ssword</p> <ol style="list-style-type: none"> <li>Open <b>Notepad</b> and insert the following XML declaration:</li> </ol> <pre data-bbox="506 1052 1398 1083">&lt;?xml version="1.0" encoding="UTF-8"?&gt;</pre> <ol style="list-style-type: none"> <li>Click: <b>File   Save As</b></li> <li>Type: <b>“mock_shop.xml”</b> as the file name and save it in your Lab Folder, the same directory as Accelerators.html resides in, <b>C:\inetpub\wwwroot\DTLab</b>.</li> <li>The next item you need in your XML file is the <b>Open Service Description</b>. This tag defines the namespace being used and will contain the rest of your XML data. Insert the following code directly below the XML declaration.</li> </ol> <pre data-bbox="506 1356 1398 1476">&lt;os:openServiceDescription xmlns:os="http://www.microsoft.com/schemas/openservicedescription/1.0"&gt; &lt;/os:openServiceDescription&gt;</pre> | ID  | Name                             | Description | Quantity | Category | 001 | Highlander Grogg Mountain Water Decaffeinated Coffee | Highlander Grogg Coffee is Kosher certified. | Case of four 12 ounce valve bags | Beverages | 002 | Chang Thai Lager | Attractive taste and a price that appeals to consumers at all levels. | 6 Pack | Beverages | 003 | Escargots Helix in Garlic Butter | 18 Very Large Escargots Helix(Helix Lucorum) with garlic butter from France | 18 Escargots, 6 oz. | Seafood | 004 | Tiptree Orange Marmalade Minis, 1-Ounce Jars | Made only from oranges and sugar; individual-serving size. | 72 Pack | Confections |
| ID    | Name   | Description   | Quantity                         | Category    |          |          |     |  |  |                                  |           |     |                  |   |        |           |     |                                  |   |                     |         |     |  |  |         |             |
| 001   | Highlander Grogg Mountain Water Decaffeinated Coffee   | Highlander Grogg Coffee is Kosher certified.                                | Case of four 12 ounce valve bags | Beverages   |          |          |     |  |  |                                  |           |     |                  |   |        |           |     |                                  |   |                     |         |     |  |  |         |             |
| 002   | Chang Thai Lager   | Attractive taste and a price that appeals to consumers at all levels.       | 6 Pack                           | Beverages   |          |          |     |  |  |                                  |           |     |                  |   |        |           |     |                                  |   |                     |         |     |  |  |         |             |
| 003   | Escargots Helix in Garlic Butter   | 18 Very Large Escargots Helix(Helix Lucorum) with garlic butter from France | 18 Escargots, 6 oz.              | Seafood     |          |          |     |  |  |                                  |           |     |                  |   |        |           |     |                                  |   |                     |         |     |  |  |         |             |
| 004   | Tiptree Orange Marmalade Minis, 1-Ounce Jars   | Made only from oranges and sugar; individual-serving size.                  | 72 Pack                          | Confections |          |          |     |  |  |                                  |           |     |                  |   |        |           |     |                                  |   |                     |         |     |  |  |         |             |

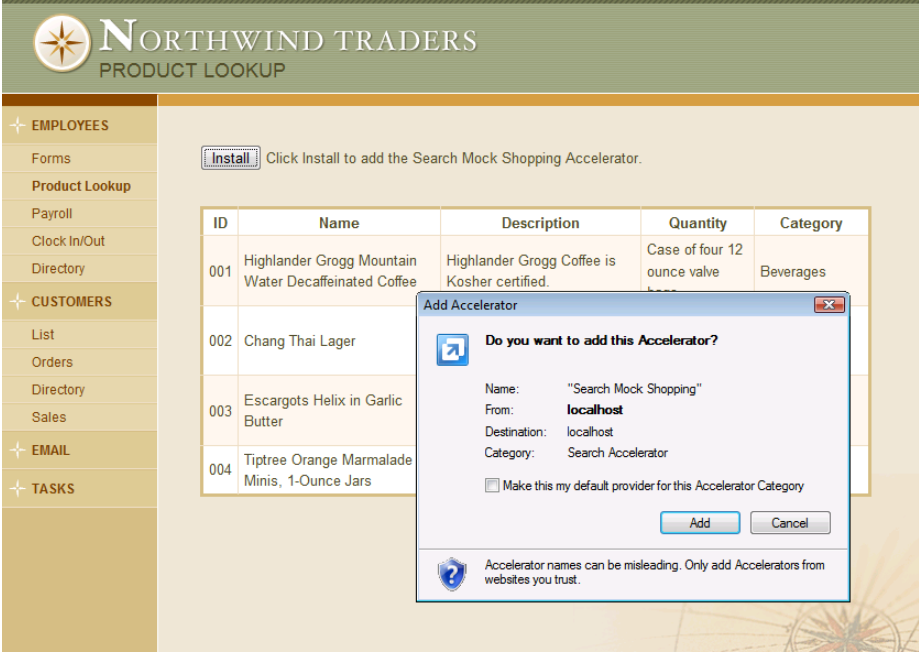
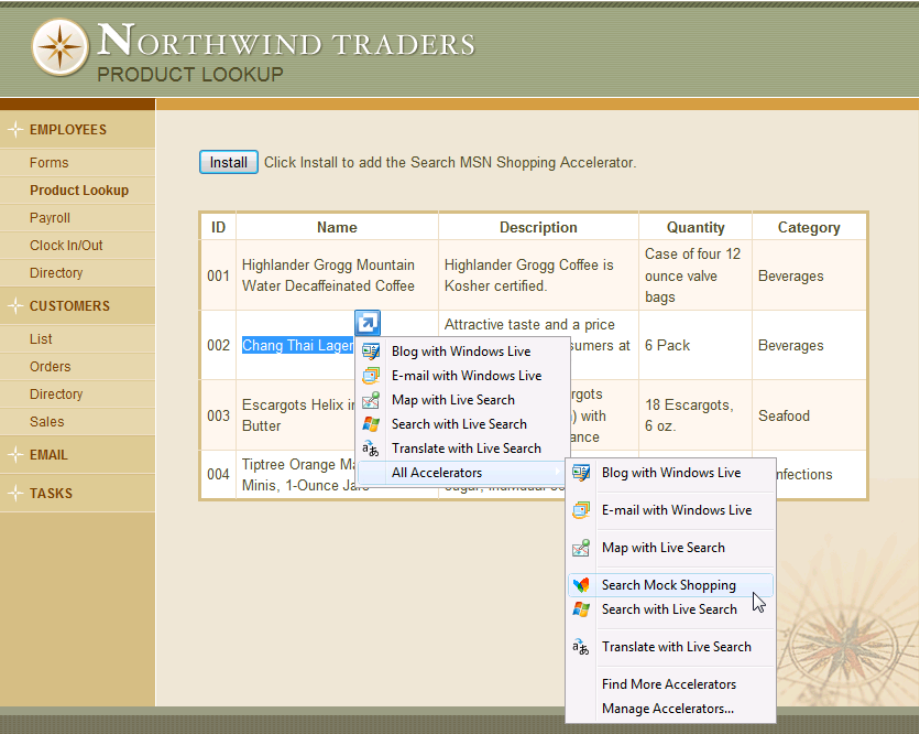
| Tasks | Detailed Steps   |
|-------|--|
|       | <div data-bbox="496 201 1414 695" data-label="Image"> <pre> mock_shop - Notepad File Edit Format View Help &lt;?xml version="1.0" encoding="UTF-8"?&gt; &lt;os:openServiceDescription   xmlns:os="http://www.microsoft.com/schemas/openservicedescription/1.0"&gt; &lt;/os:openServiceDescription&gt; </pre> </div> <p data-bbox="505 716 1433 1003">           e. The next three elements are the <b>homepageUrl</b>, <b>display</b> and <b>activity</b>. The <b>homepageUrl</b> defines the main URL of the Accelerator—where the user can access the service through browsing. All URLs declared in the OpenService Accelerator file must use the same domain as that of the <code>os:homepageUrl</code>. This Accelerator will be using Mock Shopping’s search engine located at <b>http://localhost/DTLab/MockSearch.aspx</b>. This will be the <b>homepageUrl</b>. Add the following line of code within the <b>openServiceDescription</b> element. (see <b>image below</b>)         </p> <div data-bbox="505 1024 1398 1094" data-label="Code-Block"> <pre> &lt;os:homepageUrl&gt; http://localhost/DTLab/MockSearch.aspx &lt;/os:homepageUrl&gt; </pre> </div> <div data-bbox="496 1100 1414 1593" data-label="Image"> <pre> mock_shop - Notepad File Edit Format View Help &lt;?xml version="1.0" encoding="UTF-8"?&gt; &lt;os:openServiceDescription   xmlns:os="http://www.microsoft.com/schemas/openservicedescription/1.0"&gt;   &lt;os:homepageUrl&gt; http://localhost/DTLab/MockSearch.aspx &lt;/os:homepageUrl&gt; &lt;/os:openServiceDescription&gt; </pre> </div> <div data-bbox="505 1623 1433 1898" data-label="Text"> <p><b>Note:</b> The <b>display</b> element gives users graphical information about the Accelerator. In this example we will be using three sub Open Service elements; <b>name (required)</b>, <b>icon</b> and <b>description</b>.</p> <ul style="list-style-type: none"> <li>▪ The <b>name</b> element is displayed to the user on the context menu. Accelerator names should lead with a verb followed by the service provider. For example, "Map on Windows Live" or "Define with Encarta."</li> <li>▪ The <b>icon</b> element provides a URL to a 16 x 16 pixel icon for this Accelerator. The domain name used must match the <b>os:homepageUrl</b>.</li> </ul> </div> |

| Tasks | Detailed Steps  |
|-------|---|
|       | <p>▪ The <b>description</b> element provides a longer description for the Accelerator that is displayed in the <b>Manage Add-ons</b> dialog box.</p> <p>f. Before adding the <b>name</b>, <b>icon</b> and <b>description</b> elements the <b>display</b> element must be added to contain them. Insert the <b>display</b> element tags below the <b>homepageUrl</b> element (see <b>image below</b>)</p> <pre data-bbox="506 394 1398 491">&lt;os:display&gt; &lt;/os:display&gt;</pre> <p>g. Now the name, icon, and description elements can be added to the Accelerator. Insert the following lines within the <b>display</b> element tags. (see <b>image below</b>)</p> <pre data-bbox="506 583 1398 709">&lt;os:name&gt;Search Mock Shopping&lt;/os:name&gt; &lt;os:icon&gt;http://localhost/DTLab/favicon.ico&lt;/os:icon&gt; &lt;os:description&gt;Search for products on Mock Shopping.&lt;/os:description&gt;</pre>  <p>h. The last block of code will be the <b>activity</b> element. The <b>activity</b> element is required and contains all of the functionality of an Accelerator. It must specify a category attribute to describe the type of functionality that it offers. Accelerators are arranged by category in the browser's context menu so users can quickly access the type of operation that they want. Examples of categories include, but are not limited to: <b>blog</b>, <b>define</b>, <b>share</b> and <b>translate</b>.</p> <p>For this Accelerator, none of the categories listed above describe the <b>activity</b> that will be performed. Defining a new category of <b>“Search”</b> would best describe our Accelerators <b>activity</b>. Insert the following block of code below the <b>display</b> element block. (see <b>image below</b>)</p> <pre data-bbox="506 1688 1398 1747">&lt;os:activity category="Search"&gt; &lt;/os:activity&gt;</pre> |

| Tasks | Detailed Steps   |
|-------|--|
|       | <div data-bbox="500 195 1409 684" data-label="Code-Block"> <pre> mock_shop - Notepad File Edit Format View Help &lt;?xml version="1.0" encoding="UTF-8"?&gt; &lt;os:openServiceDescription   xmlns:os="http://www.microsoft.com/schemas/openservicedescription/1.0"&gt;   &lt;os:homepageUrl&gt; http://localhost/DTLab/MockSearch.aspx &lt;/os:homepageUrl&gt;   &lt;os:display&gt;     &lt;os:name&gt;Search Mock Shopping&lt;/os:name&gt;     &lt;os:icon&gt;http://localhost/DTLab/favicon.ico&lt;/os:icon&gt;     &lt;os:description&gt;Search for products on Mock Shopping.&lt;/os:description&gt;   &lt;/os:display&gt;   &lt;os:activity category="Search"&gt;   &lt;/os:activity&gt; &lt;/os:openServiceDescription&gt; </pre> </div> <p data-bbox="505 716 1386 894">i. Within the <b>activity</b> element the <b>activityAction</b> element must be defined. The <b>activityAction</b> specifies the interaction with the service provider based on the target of the Accelerator. The optional context attribute specifies the target. There are three possible <b>activityActions</b> that can be used. They are <b>selection</b> (default), <b>document</b>, and <b>link</b>.</p> <p data-bbox="542 921 1412 1058">For this Accelerator, an employee of Northwind Traders will be selecting text from a list of products and searching for each item. Using the <b>selection</b> context type will provide this functionality. Insert the following element block within the <b>activity</b> element. (see <b>image below</b>)</p> <div data-bbox="505 1083 1398 1146" data-label="Code-Block"> <pre> &lt;os:activityAction context="selection"&gt; &lt;/os:activityAction&gt; </pre> </div> <div data-bbox="493 1157 1409 1581" data-label="Code-Block"> <pre> mock_shop - Notepad File Edit Format View Help &lt;?xml version="1.0" encoding="UTF-8"?&gt; &lt;os:openServiceDescription   xmlns:os="http://www.microsoft.com/schemas/openservicedescription/1.0"&gt;   &lt;os:homepageUrl&gt; http://localhost/DTLab/MockSearch.aspx &lt;/os:homepageUrl&gt;   &lt;os:display&gt;     &lt;os:name&gt;Search Mock Shopping&lt;/os:name&gt;     &lt;os:icon&gt;http://localhost/DTLab/favicon.ico&lt;/os:icon&gt;     &lt;os:description&gt;Search for products on Mock Shopping.&lt;/os:description&gt;   &lt;/os:display&gt;   &lt;os:activity category="Search"&gt;     &lt;os:activityAction context="selection"&gt;     &lt;/os:activityAction&gt;   &lt;/os:activity&gt; &lt;/os:openServiceDescription&gt; </pre> </div> <p data-bbox="505 1656 1430 1831">j. The last required element is the <b>execute action</b> element. This element specifies the main action triggered when the user invokes the Accelerator. In our example we were given the Mock Shopping search url. This url can be inserted in a browser and search terms can be placed at the end of the url and it will perform a search on those terms.</p> <p data-bbox="542 1858 1330 1885">Open Internet Explorer 8 and type the following url into the address bar:</p> |

| Tasks                                     | Detailed Steps   |
|---|--|
|   | <p><b>http://localhost/DTLab/MockSearch.aspx?Search=Microsoft</b></p> <p>If this machine was using the real MSN Shopping site and connected to the internet, you would see that it displays a list of items pertaining to Microsoft. Instead, we get a sample page that echoes back what was searched for. This Accelerator will be performing this same action only it will be placing the user selected text at the end of the Mock shopping search url.</p> <p>k. Insert the following line of code within the <b>activityAction</b> element. (see <b>image below</b>) Notice the use of “<b>{selection}</b>.” This context type will be replaced with the selection the user has made on a webpage.</p> <pre data-bbox="505 579 1393 642">&lt;os:execute action="http://localhost/DTLab/MockSearch.aspx?Search={selection}" /&gt;</pre>  <p><b>Note:</b> Save your Accelerator and continue on to the next section.</p>   |
| <p><b>2. Accelerator Availability</b></p> | <p><b>Note:</b> There are two ways to “publish” your Accelerator. The first way is to upload the newly created Accelerator to the <b>Internet Explorer Gallery</b> (<a href="http://www.ieaddons.com">http://www.ieaddons.com</a>) website. This will make the Accelerator publically available for anyone to browse and install. The other option is to place a button on a webpage that is a direct link to the XML file hosted on the website’s server.</p> <p>In this scenario, the Accelerator that was created was created for somewhat of a specific purpose and to be used by only the employees of Northwind Traders. Instead of uploading it to the Internet Explorer Gallery, a button will be placed on the products listing page to make it easy for the employees to find and install.</p> <p><b>Be sure that the file “mock_shop.xml” resides in the same directory as “Accelerators.html” before continuing.</b></p> <p>a. To add a button to the product listing page open <b>Accelerators.html</b> in Notepad and maximize the window. Locate the comment block “<b>Button Code</b>”. Insert the following code between the “<b>Start</b>” and “<b>End</b>” comments. (see <b>image below</b>)</p> <pre data-bbox="505 1644 1393 1766">&lt;button id="myButton" onclick="window.external.AddService('mock_shop.xml')"&gt;Install&lt;/button&gt;</pre> <p>b. Save <b>Accelerators.html</b> and open it in Internet Explorer 8 by entering <b>http://localhost/DTLab/Accelerators.html</b> in the address bar (<b>Note: you must be browsing the site using IIS otherwise you will not be able to install the Accelerator</b>). A button should now be visible with the text “<b>Install</b>”.</p> |

| Tasks   | Detailed Steps  |
|---|---|
|   | <pre data-bbox="505 195 1409 426"> &lt;a href="#"&gt;Email&lt;/a&gt;&lt;/b&gt;&lt;b&gt; &lt;a href="#"&gt;Tasks&lt;/a&gt;&lt;/b&gt; &lt;/div&gt; &lt;div class="content"&gt; &lt;div&gt; &lt;!-- Button Code Start --&gt; &lt;button id="myButton" onclick="window.external.AddService('mock_shop.xml')"&gt;Install&lt;/button&gt; &lt;!-- Button Code End --&gt; &lt;/div&gt; &lt;br /&gt; &lt;table class="dataTable" width="610" border="0"&gt; &lt;tr&gt; &lt;th width="10px" scope="col"&gt;ID&lt;/th&gt; &lt;th width="200px" scope="col"&gt;Name&lt;/th&gt; </pre> <p data-bbox="505 453 1433 583"> <b>c.</b> For the sake of clarity, we will add a more detailed description of the button’s function. Return to Accelerators.html source file in notepad and add the following text to accompany the button: (see <b>image below</b>)<br/> Click <b>Install</b> to add the <b>Search Mock Shopping Accelerator</b>. </p> <pre data-bbox="505 611 1409 842"> &lt;a href="#"&gt;Email&lt;/a&gt;&lt;/b&gt;&lt;b&gt; &lt;a href="#"&gt;Tasks&lt;/a&gt;&lt;/b&gt; &lt;/div&gt; &lt;div class="content"&gt; &lt;div&gt; &lt;!-- Button Code Start --&gt; &lt;button id="myButton" onclick="window.external.AddService('mock_shop.xml')"&gt;Install&lt;/button&gt; Click Install to add the Search Mock Shopping Accelerator. &lt;!-- Button Code End --&gt; &lt;/div&gt; &lt;br /&gt; &lt;table class="dataTable" width="610" border="0"&gt; &lt;tr&gt; &lt;th width="10px" scope="col"&gt;ID&lt;/th&gt; &lt;th width="200px" scope="col"&gt;Name&lt;/th&gt; </pre> |
| <p data-bbox="186 848 363 873"><b>3. Installation</b></p> | <p data-bbox="505 848 1425 936"><b>a.</b> Now it is time to install the Accelerator. Refresh the browser window to display the new descriptive text next to the Install button. Perform the following steps to install the Accelerator: (see <b>image below</b>)</p> <p data-bbox="505 947 1414 1005"><b>Note:</b> If the “Search Mock Shopping” Accelerator is already installed, simply replace it.</p> <p data-bbox="505 1020 1349 1050"><b>b.</b> Notice if the ActiveX control bar appears allow the content to be displayed</p> <p data-bbox="505 1062 813 1087"><b>c.</b> Click the “<b>Install</b>” button</p> <p data-bbox="505 1100 800 1125"><b>d.</b> Review the information</p> <p data-bbox="505 1138 1390 1197"><b>e.</b> Insure that the “<b>Make this my default provider for this Accelerator Category</b>” box is <b>unchecked</b></p> <p data-bbox="505 1209 667 1234"><b>f.</b> Click “<b>Add</b>”</p>   |

| Tasks                    | Detailed Steps  |  |                                  |             |          |          |     |  |  |                                  |           |     |                  |                              |        |           |     |                                  |                                  |                     |         |     |  |  |  |             |
|--------------------------|---|--|----------------------------------|-------------|----------|----------|-----|--|--|----------------------------------|-----------|-----|------------------|------------------------------|--------|-----------|-----|----------------------------------|----------------------------------|---------------------|---------|-----|--|--|--|-------------|
|                          |  <p><b>Install</b> Click Install to add the Search Mock Shopping Accelerator.</p> <table border="1"> <thead> <tr> <th>ID</th> <th>Name</th> <th>Description</th> <th>Quantity</th> <th>Category</th> </tr> </thead> <tbody> <tr> <td>001</td> <td>Highlander Grogg Mountain Water Decaffeinated Coffee</td> <td>Highlander Grogg Coffee is Kosher certified.</td> <td>Case of four 12 ounce valve bags</td> <td>Beverages</td> </tr> <tr> <td>002</td> <td>Chang Thai Lager</td> <td>Attractive taste and a price</td> <td>6 Pack</td> <td>Beverages</td> </tr> <tr> <td>003</td> <td>Escargots Helix in Garlic Butter</td> <td>Escargots Helix in Garlic Butter</td> <td>18 Escargots, 6 oz.</td> <td>Seafood</td> </tr> <tr> <td>004</td> <td>Tiptree Orange Marmalade Minis, 1-Ounce Jars</td> <td>Tiptree Orange Marmalade Minis, 1-Ounce Jars</td> <td></td> <td>Confections</td> </tr> </tbody> </table> <p><b>Add Accelerator</b><br/> <b>Do you want to add this Accelerator?</b><br/>     Name: "Search Mock Shopping"<br/>     From: localhost<br/>     Destination: localhost<br/>     Category: Search Accelerator<br/> <input type="checkbox"/> Make this my default provider for this Accelerator Category<br/>     Add Cancel<br/>     Accelerator names can be misleading. Only add Accelerators from websites you trust.</p>   | ID   | Name                             | Description | Quantity | Category | 001 | Highlander Grogg Mountain Water Decaffeinated Coffee | Highlander Grogg Coffee is Kosher certified. | Case of four 12 ounce valve bags | Beverages | 002 | Chang Thai Lager | Attractive taste and a price | 6 Pack | Beverages | 003 | Escargots Helix in Garlic Butter | Escargots Helix in Garlic Butter | 18 Escargots, 6 oz. | Seafood | 004 | Tiptree Orange Marmalade Minis, 1-Ounce Jars | Tiptree Orange Marmalade Minis, 1-Ounce Jars |  | Confections |
| ID                       | Name  | Description                                  | Quantity                         | Category    |          |          |     |  |  |                                  |           |     |                  |                              |        |           |     |                                  |                                  |                     |         |     |  |  |  |             |
| 001                      | Highlander Grogg Mountain Water Decaffeinated Coffee  | Highlander Grogg Coffee is Kosher certified. | Case of four 12 ounce valve bags | Beverages   |          |          |     |  |  |                                  |           |     |                  |                              |        |           |     |                                  |                                  |                     |         |     |  |  |  |             |
| 002                      | Chang Thai Lager  | Attractive taste and a price                 | 6 Pack                           | Beverages   |          |          |     |  |  |                                  |           |     |                  |                              |        |           |     |                                  |                                  |                     |         |     |  |  |  |             |
| 003                      | Escargots Helix in Garlic Butter  | Escargots Helix in Garlic Butter             | 18 Escargots, 6 oz.              | Seafood     |          |          |     |  |  |                                  |           |     |                  |                              |        |           |     |                                  |                                  |                     |         |     |  |  |  |             |
| 004                      | Tiptree Orange Marmalade Minis, 1-Ounce Jars  | Tiptree Orange Marmalade Minis, 1-Ounce Jars |                                  | Confections |          |          |     |  |  |                                  |           |     |                  |                              |        |           |     |                                  |                                  |                     |         |     |  |  |  |             |
| <p><b>4. Testing</b></p> | <p><b>a.</b> Now it is time to test the Accelerator. With <b>Accelerators.html</b> open in the browser window, select the text for item 002, "Chang Thai Lager." You will notice a blue box will appear. This is the Accelerator box. Click the box and click "<b>Search Mock Shopping</b>" in the context menu. (see <b>image below</b> )</p> <p><b>Note:</b> Notice if the "Search Mock Shopping" isn't available in the context menu hover over "More Accelerators" in the menu and it should be available there.</p>  <p><b>Install</b> Click Install to add the Search MSN Shopping Accelerator.</p> <table border="1"> <thead> <tr> <th>ID</th> <th>Name</th> <th>Description</th> <th>Quantity</th> <th>Category</th> </tr> </thead> <tbody> <tr> <td>001</td> <td>Highlander Grogg Mountain Water Decaffeinated Coffee</td> <td>Highlander Grogg Coffee is Kosher certified.</td> <td>Case of four 12 ounce valve bags</td> <td>Beverages</td> </tr> <tr> <td>002</td> <td>Chang Thai Lager</td> <td>Attractive taste and a price</td> <td>6 Pack</td> <td>Beverages</td> </tr> <tr> <td>003</td> <td>Escargots Helix in Garlic Butter</td> <td>Escargots Helix in Garlic Butter</td> <td>18 Escargots, 6 oz.</td> <td>Seafood</td> </tr> <tr> <td>004</td> <td>Tiptree Orange Marmalade Minis, 1-Ounce Jars</td> <td>Tiptree Orange Marmalade Minis, 1-Ounce Jars</td> <td></td> <td>Confections</td> </tr> </tbody> </table> <p>Context menu options:<br/>     Blog with Windows Live<br/>     E-mail with Windows Live<br/>     Map with Live Search<br/>     Search with Live Search<br/>     Translate with Live Search<br/>     All Accelerators<br/>     Search Mock Shopping<br/>     Search with Live Search<br/>     Translate with Live Search<br/>     Find More Accelerators<br/>     Manage Accelerators...</p> | ID   | Name                             | Description | Quantity | Category | 001 | Highlander Grogg Mountain Water Decaffeinated Coffee | Highlander Grogg Coffee is Kosher certified. | Case of four 12 ounce valve bags | Beverages | 002 | Chang Thai Lager | Attractive taste and a price | 6 Pack | Beverages | 003 | Escargots Helix in Garlic Butter | Escargots Helix in Garlic Butter | 18 Escargots, 6 oz. | Seafood | 004 | Tiptree Orange Marmalade Minis, 1-Ounce Jars | Tiptree Orange Marmalade Minis, 1-Ounce Jars |  | Confections |
| ID                       | Name  | Description                                  | Quantity                         | Category    |          |          |     |  |  |                                  |           |     |                  |                              |        |           |     |                                  |                                  |                     |         |     |  |  |  |             |
| 001                      | Highlander Grogg Mountain Water Decaffeinated Coffee  | Highlander Grogg Coffee is Kosher certified. | Case of four 12 ounce valve bags | Beverages   |          |          |     |  |  |                                  |           |     |                  |                              |        |           |     |                                  |                                  |                     |         |     |  |  |  |             |
| 002                      | Chang Thai Lager  | Attractive taste and a price                 | 6 Pack                           | Beverages   |          |          |     |  |  |                                  |           |     |                  |                              |        |           |     |                                  |                                  |                     |         |     |  |  |  |             |
| 003                      | Escargots Helix in Garlic Butter  | Escargots Helix in Garlic Butter             | 18 Escargots, 6 oz.              | Seafood     |          |          |     |  |  |                                  |           |     |                  |                              |        |           |     |                                  |                                  |                     |         |     |  |  |  |             |
| 004                      | Tiptree Orange Marmalade Minis, 1-Ounce Jars  | Tiptree Orange Marmalade Minis, 1-Ounce Jars |                                  | Confections |          |          |     |  |  |                                  |           |     |                  |                              |        |           |     |                                  |                                  |                     |         |     |  |  |  |             |

## Creating Accelerators: What Developers Need to Know

| Tasks | Detailed Steps  |
|-------|---|
|       | <p><b>Note:</b> After clicking "<b>Search Mock Shopping</b>" a new tab will open and load results from a search on Mock Shopping.</p> <p><i>This concludes the Creating Accelerators Developer Lab.</i></p> |

### Related Resources:

[Internet Explorer 9 Beta Download](#)